

ZBRRC

Programmable receiver - 4 PNP - 200 mA - 24 V
DC - 2 pusbuttons - 6 LEDs

Product availability : Stock - Normally stocked in distribution facility



Price* : 410.00 USD



Main

Range of product	Harmony
Product or component type	Programmable receiver
Device short name	ZBRRC
Product specific application	Interface to PLC
Function of module	Monostable
Reset time	2 ms time delay
Transmission frequency	2405 MHz
Emission class	5M00G7W
Antenna type	Omnidirectional

Complementary

Output type	Transistor PNP
Output contacts	4 PNP
Time delay range	0.5 s - 15...15 %)
Maximum switching current	0.2 mA DC
Minimum switching current	10 mA 5 V DC
[Us] rated supply voltage	24 V DC - 15...20 %
Maximum voltage drop	<2 V DC 2 A
Communication port protocol	Zigbee green power 2.4 GHz IEEE 802.15.4
Maximum sensing distance	328.08 ft (100 m) in free field 82.02 ft (25 m) transmitter in a plastic box type XAL D and receiver in a metal enclosure 131.23 ft (40 m) transmitter in box type XAL D, receiver in metal enclosure and use relay-antenna
Response time	< 30 ms after transmitter clicks
Utilisation category	DC-13 EN/IEC 60947-5-1
Maximum power consumption in VA	20 VA DC

* Price is "List Price" and may be subject to a trade discount – check with your local distributor or retailer for actual price.

Maximum power consumption in W	20 W DC
Breaking capacity	4.8 W per output)
Short-circuit protection	0.4 A fuse fast blow
Operating position	Any position without derating
Electrical connection	1 conductor cable 0.00...0.00 in ² (0.14...2.5 mm ²) - AWG 26...AWG 14 - solid - without cable end IEC 60947-1 2 conductors cable 0.00...0.00 in ² (0.14...1.5 mm ²) - AWG 26...AWG 16 - solid - without cable end IEC 60947-1 1 conductor cable 0.00...0.01 in ² (0.14...4 mm ²) - AWG 26...AWG 12 - flexible - with cable end IEC 60947-1 2 conductors cable 0.00...0.00 in ² (0.14...1.5 mm ²) - AWG 26...AWG 16 - flexible - with cable end IEC 60947-1
Tightening torque	4.43...8.85 lbf.in (0.5...1 N.m) EN/IEC 60947-1
Housing material	Self-extinguishing plastic
Status LED	1 LED Green power ON 1 LED green and yellow reception signal 4 LEDs Green relay ON
Mounting support	35 mm symmetrical DIN rail EN/IEC 60715 Mounting plate
Rated short-duration power frequency withstand voltage	1 kV 50 Hz EN/IEC 60947-5-1
[Uimp] rated impulse withstand voltage	0.8 kV
Surge withstand	0.5 kV differential mode IEC 61000-4-5 1 kV common mode IEC 61000-4-5
Max power consumption in W	1 mW
Number of channels	1
Modulation technique	O-QPSK
Bandwidth	5 MHz
Antenna gain	0 dBi
Maximum Width	1.42 in (36 mm)
Maximum Height	4.25 in (108 mm)
Maximum Depth	2.95 in (75 mm)
Net Weight	0.29 lb(US) (0.13 kg)

Environment

Standards	EN/IEC 60947-5-1
Radio agreement	RSS SRRC ANATEL ARIB T66 FCC ICASA
Product certifications	CCC CSA GOST C-tick UL
Marking	CE
Ambient air temperature for storage	-40...158 °F (-40...70 °C)
Relative humidity	90 % -4...131 °F (-20...55 °C), without condensation ETSI EN 300 440-1
Vibration resistance	+/- 7.5 mm 5...14 Hz)IEC 60068-2-6 2 gn 8...150 Hz)IEC 60068-2-6
Shock resistance	10 gn 16 ms) 6000 shocks IEC 60068-2-27
IP degree of protection	IP20 IEC 60529 casing) IP20 terminals)
Pollution degree	2 IEC 60664-1
Overvoltage category	III IEC 60664-1
Insulation resistance	> 500 MOhm 500 V DC NF C 20-030
[Ui] rated insulation voltage	60 V IEC 60664-1

Electromagnetic compatibility	<p>Immunity for industrial environments EN/IEC 61000-6-2</p> <p>Conducted and radiated emissions class B CISPR 22</p> <p>Electrostatic discharge immunity test 8 kV in free air (in insulating parts) IEC 61000-4-2</p> <p>Electrostatic discharge immunity test 6 kV on contact (on metal parts) IEC 61000-4-2</p> <p>Susceptibility to electromagnetic fields 10 V/m 80...2000 MHz IEC 61000-4-3</p> <p>Susceptibility to electromagnetic fields 3 V/m 80...2700 MHz, distance = 20 m) IEC 61000-4-3</p> <p>Electrical fast transient/burst immunity test 2 kV power supply wires) IEC 61000-4-4</p> <p>Conducted RF disturbances 10 V IEC 61000-4-6</p> <p>Radiated emission ETSI EN 300 440-1</p> <p>Conducted emission EN 300-489-1</p> <p>Conducted emission ETSI EN 300 489-3</p> <p>Radiated emission ETSI EN 300 440-2</p> <p>Electrical fast transient/burst immunity test 1 kV PNP output wires) IEC 61000-4-4</p> <p>1.2/50 µs shock waves immunity test 0.5 kV differential mode) IEC 61000-4-5</p> <p>1.2/50 µs shock waves immunity test 1 kV common mode) IEC 61000-4-5</p> <p>Immunity to microbreaks and voltage drops 7 ms IEC 61000-4-11</p>
-------------------------------	--

Ordering and shipping details

Category	22470 - XB5R WIRELESS PUSH BUTTON
Discount Schedule	I
GTIN	00785901879381
Returnability	Yes
Country of origin	ID

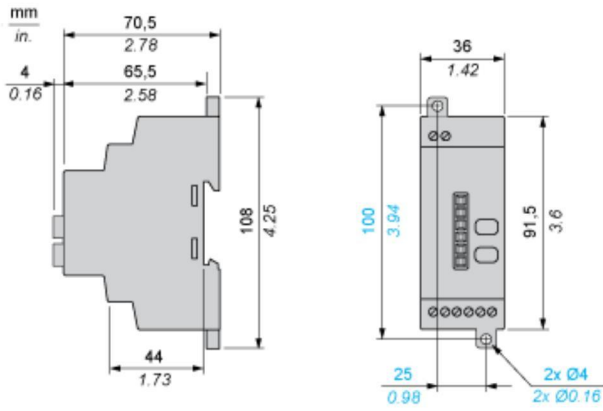
Offer Sustainability

Sustainable offer status	Green Premium product
California proposition 65	WARNING: This product can expose you to chemicals including: Nickel compounds, which is known to the State of California to cause cancer, and Di-isodecyl phthalate (DIDP), which is known to the State of California to cause birth defects or other reproductive harm. For more information go to www.P65Warnings.ca.gov
EU RoHS Directive	Pro-active compliance (Product out of EU RoHS legal scope) EU RoHS Declaration
Mercury free	Yes
RoHS exemption information	Yes
China RoHS Regulation	China RoHS declaration
Environmental Disclosure	Product Environmental Profile
Circularity Profile	End of Life Information
WEEE	The product must be disposed on European Union markets following specific waste collection and never end up in rubbish bins.

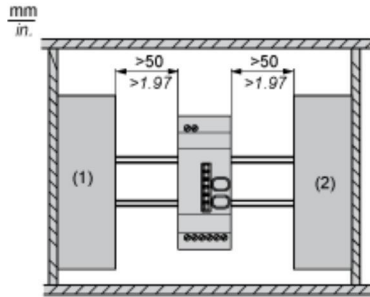
Contractual warranty

Warranty	18 months
----------	-----------

Programmable Receiver

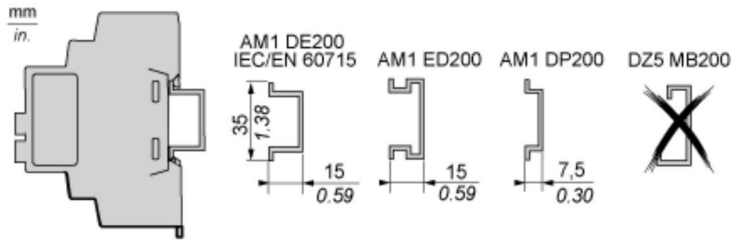


Receiver Clearance



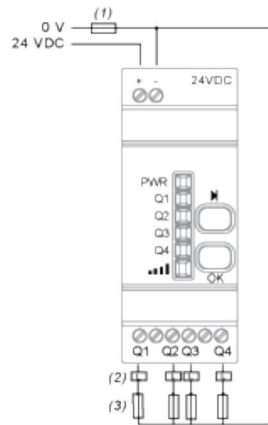
- (1) Drive
- (2) Power Supply or PLC

Receiver Mounting



Programmable Receiver

Wiring Diagram



- (1) 400 mA fast-blow fuse
- (2) $I_{max} = 200$ mA
- (3) $I_{max} = 300$ mA